



A complete tutorial for signing up for TeamStream™ by Bonzi

What is TeamStream?

Our software provider, Bonzi Sports Software, updated our software to include new tools for coaches, parents, and players. This new tool, which replaces the old "team pages" and "coach tools", is called TeamStream™ and it gives your team powerful tools to keep in touch, share information, and coordinate activities easily . . . and it's really fun!

Consider TeamStream a social media micro-environment. Think of Facebook®--but just for your team; the players, parents, and coaches. Share information, photos, or communicate on the go with your team.

How do we get started?

When your team has been finalized by the club, coaches and parents will receive an email at the address(es) provided with an "invite code", **one for you (and one for your player)**, notifying you that you have been invited to "join" your team on TeamStream™.

You'll be able to find out who's on your team, contact other parents and most importantly make contact with your coach right away! Coaches and parents join the team using your Bonzi log in for your club (email and password). If you wish to accept the "invitation" for your player, you'll setup a separate account for your player after YOU "join" the team.

Why separate accounts for parents, multiple teams, and parents of multiple players?

Using separate accounts enables TeamStream™ to "tell" your team who is talking when you post information or make comments. If you are a coach with more than one team OR a parent with more than one child, you will have access to a "multi-team" dashboard which consolidates all activities for all your teams on a single page event if those teams are in other clubs or sports who use Bonzi!

An email will be sent to your email address and it will look like the example below:



Hi Danelle *****,

SALMON CREEK SOCCER CLUB has assigned you to your team, "SC Bumble Bees GU9," on TeamStream!

How do you accept this invitation? Just click the following link!

https://www.myteamstream.com#invite/CEOC2AB9/*****@comcast.net

You can also enter your invite code by following these steps:

Step 1: Go to https://www.myteamstream.com#sign_in

Step 2: Click "Got An Invite?" on the upper right side of the screen.

Step 3: Enter the following invite code: **CEOC2AB9**

It's as easy as that!

Need more help?

[Easy Instructions for Parents: How to Join TeamStream - for you and your kids!](#)

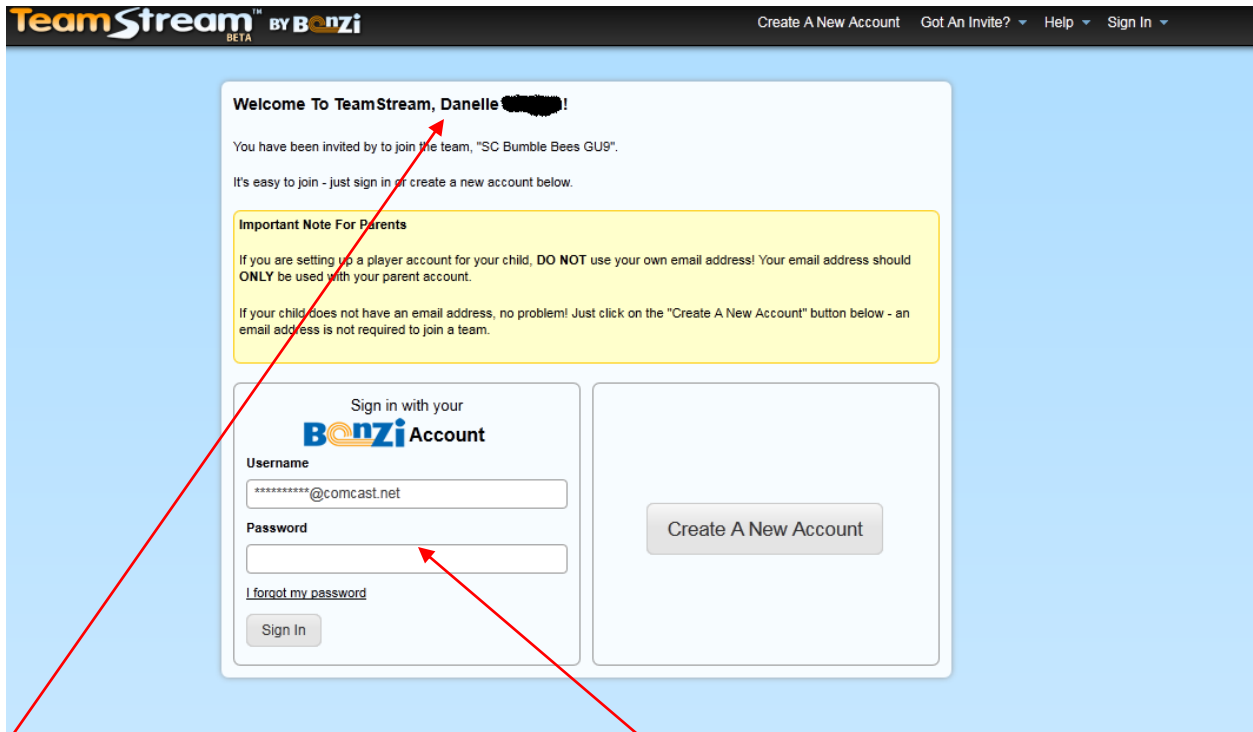
What's TeamStream?

TeamStream is a safe, fun way for you to see your schedule and communicate with your team!

[Learn more](#)

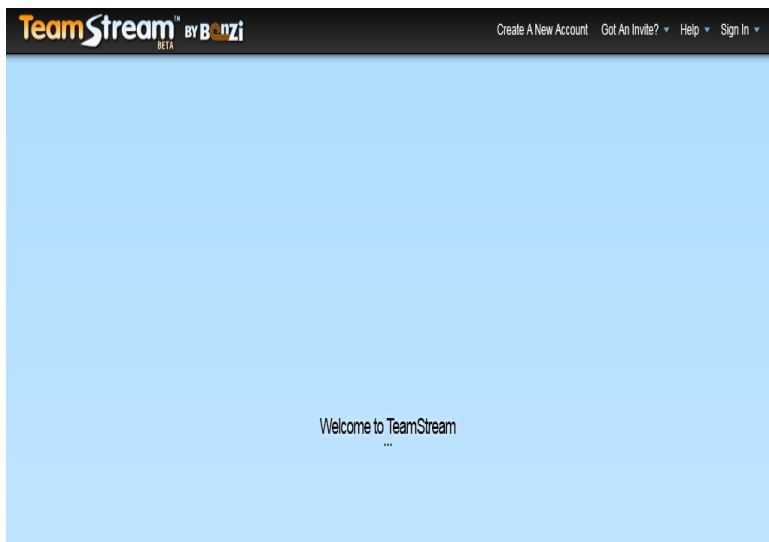
Click the invite link, which will load the following website:

(see screenshot below)



Notice, **YOUR NAME** should be listed here. *If not, you have entered the **WRONG** invite code; you should start again.*

If this is indeed you, you will also see your username pre-populated for you. All you need to do is enter your password and click sign in. *Note: Your username and password should be the same as the **PRIMARY** account holder within the registration software (where you sign up yourself or your children.)*



Once you hit, **Sign In**, you will see the screen shown above.

Congratulations! You have now successfully signed up for TeamStream by Bonzi.

I only have an invite code and I have deleted the email.

No Problem! Here is the step-by-step process for getting signed up with just an invite code.

All you need to do is navigate to the following website address: <http://www.myteamstream.com>, which will look similar to this:

The screenshot shows the homepage of TeamStream by Bonzi. The header includes the logo "TeamStream™ BY BONZI" and navigation links: "Create A New Account", "Got An Invite?", "Help", and "Sign In". The main content area features a large banner with a soccer ball and the text "TeamStream™ Sports just got Social." and "Works for all sports! FREE! SIGN UP NOW >". Below the banner are three columns of benefits:

- For Coaches**
 - ✓ Easy and fast to use - get started in minutes!
 - ✓ Quickly schedule games, practices and events
 - ✓ Make announcements and send alerts with text messaging and emails[More Features >](#)
- For Players**
 - ✓ Check weekly practice and game schedule at a glance
 - ✓ Create unique profiles for each of your teams
 - ✓ Send messages and make comments on everything. Cheer on your teammates![More Features >](#)
- For Parents**
 - ✓ Let your kids interact with their team in a safe, closed environment
 - ✓ Keep track of multiple team schedules for all your kids
 - ✓ Upload game photos for friends and family to see[More Features >](#)

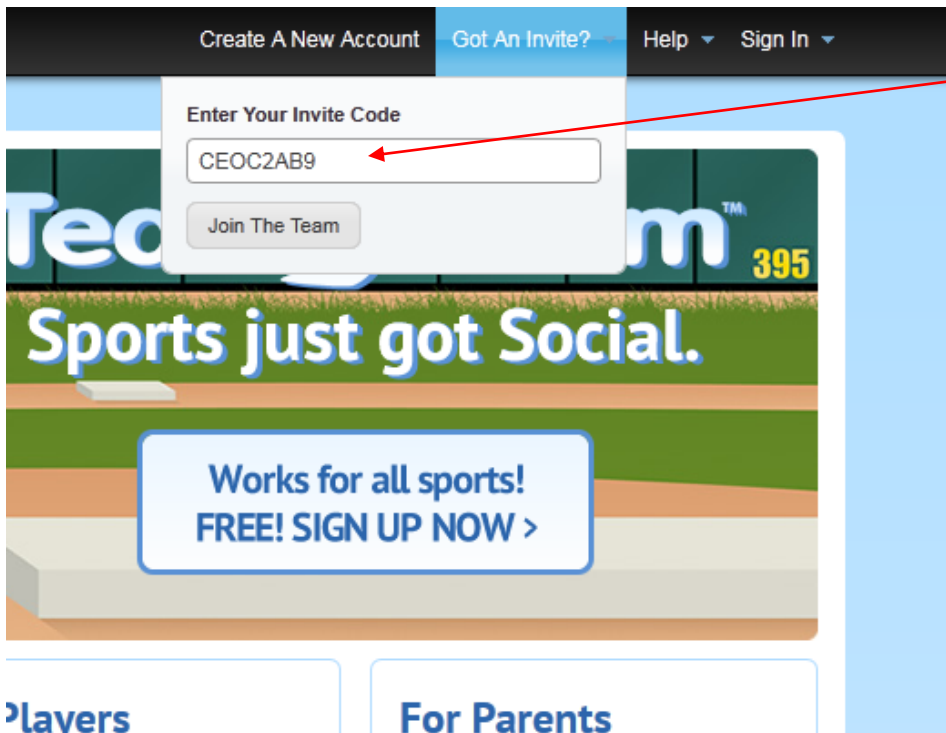
On the left side, there is a sidebar with navigation links: "Home", "Features", "About Us", and "Contact Us". Below these links is a section titled "Looking for club, league, or association software?" with a description: "Bonzi offers all-in-one online software and turn-key services for sports organizations." and a link: [Learn More >](#)

At the bottom of the page, there is a copyright notice: "© TeamStream, LLC and Bonzi Technology, Inc."

Now just follow the steps below to get signed up for TeamStream.

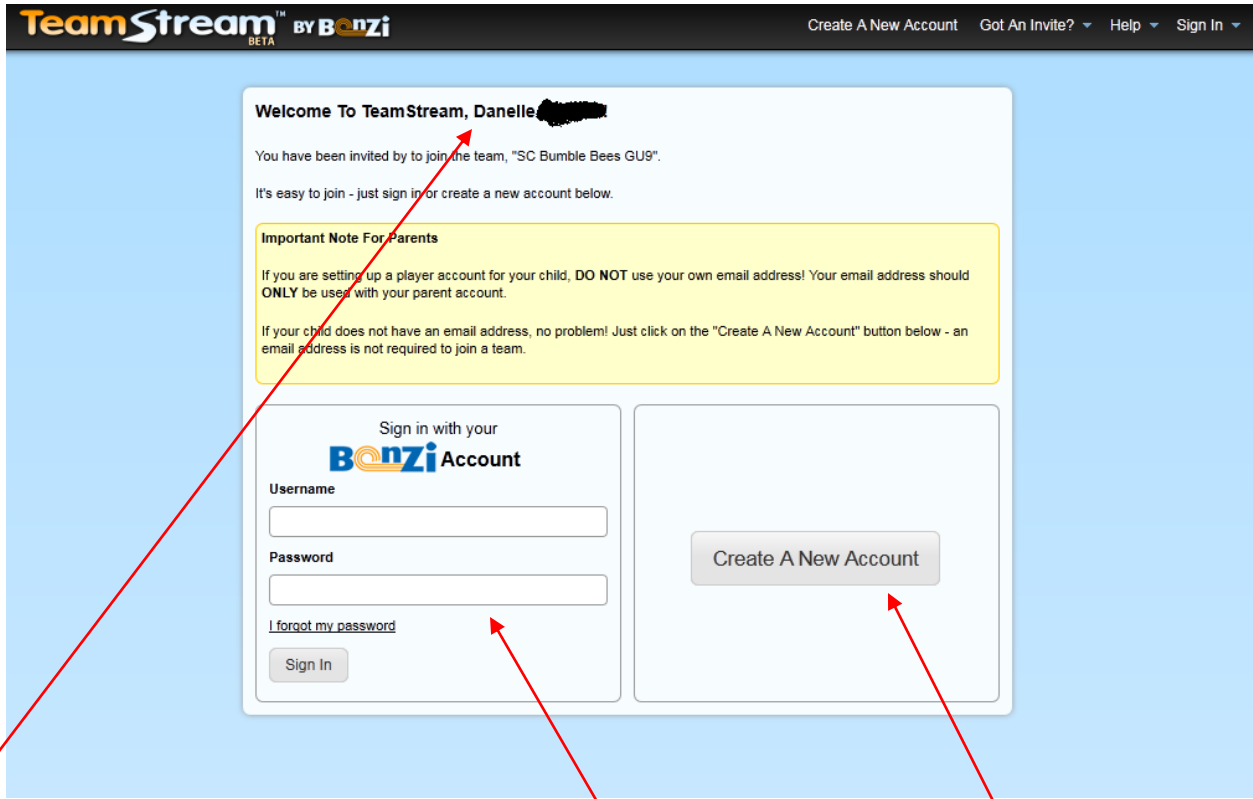


Notice at the top there is a link, *Got an Invite?*
Click this link to open the above screenshot.



Enter your invite code
and click Join the Team.

You will now see the following screen:



Be sure to look here, this will tell you what **INVITE CODE** you have used, and which person you are about to activate within TeamStream!

If you are the primary account holder (Parent/Guardian 1) when you register (sign up to play/coach a sport) yourself or your children, then you already have an account and you can enter that here. Once you have clicked sign in, you are now done! **CONGRATULATIONS!**

If you are the second parent to sign up for TeamStream, or you are signing up your child, click **Create a New Account** button. You will now be taken to the next screen which is shown below.

Create A New Account

First Name

Your first name.

Last Name

Your last name.

Username

You will use this to sign in. Usernames may be 6 to 16 characters long and can only contain letters, numbers, and underscores.

Birth Date

You must be 13 or older to create an account. Children under 13 should have a parent create an account on their behalf, using the parent's birthdate. [COPPA info.](#)

Password

Passwords may be 6 to 16 characters long and can only contain letters, numbers, and the following symbols: !?@#\$.

Confirm Password

This must match the password you entered above.

Email

This must be an email address where you can receive email.

Confirm Email

This must match the email address you entered above.

Email Address Verification

TeamStream will send a message to the email address you enter above in order to verify that it is yours. Please keep an eye out for this email and follow the instructions it contains when you receive it.

[Open the Terms of Use in a new page.](#)

TeamStream Terms of Use
Revised 7/15/2011

Fill out the following form

To comply with [COPPA](#) children under the age of 13 must have their parents' permission and consent to use the website. If you are allowing your child, who is 12 years old or younger to use the system, you **MUST** input your date of birth. This information is kept private and will **NOT** be displayed.

Note: Here you will create a **USERNAME**, this is **NOT** an email address, and can only contain Numbers, Letters, and Underscores. You will use this to log into TeamStream from this point forward.

Upon completing this form you are now signed up! **CONGRATULATIONS!**